

Citation Management

WITH ZOTERO



Brock University Library
Digital Scholarship Lab

Welcome to The Digital Scholarship Lab

- Lots of workshops on Experience BU
- <https://brocku.ca/library/dsl>



Brock University Library
Digital Scholarship Lab

Agenda

- Why?
- Setup
- The Three Phase!
- Killer Features
- Here to Help

zotero

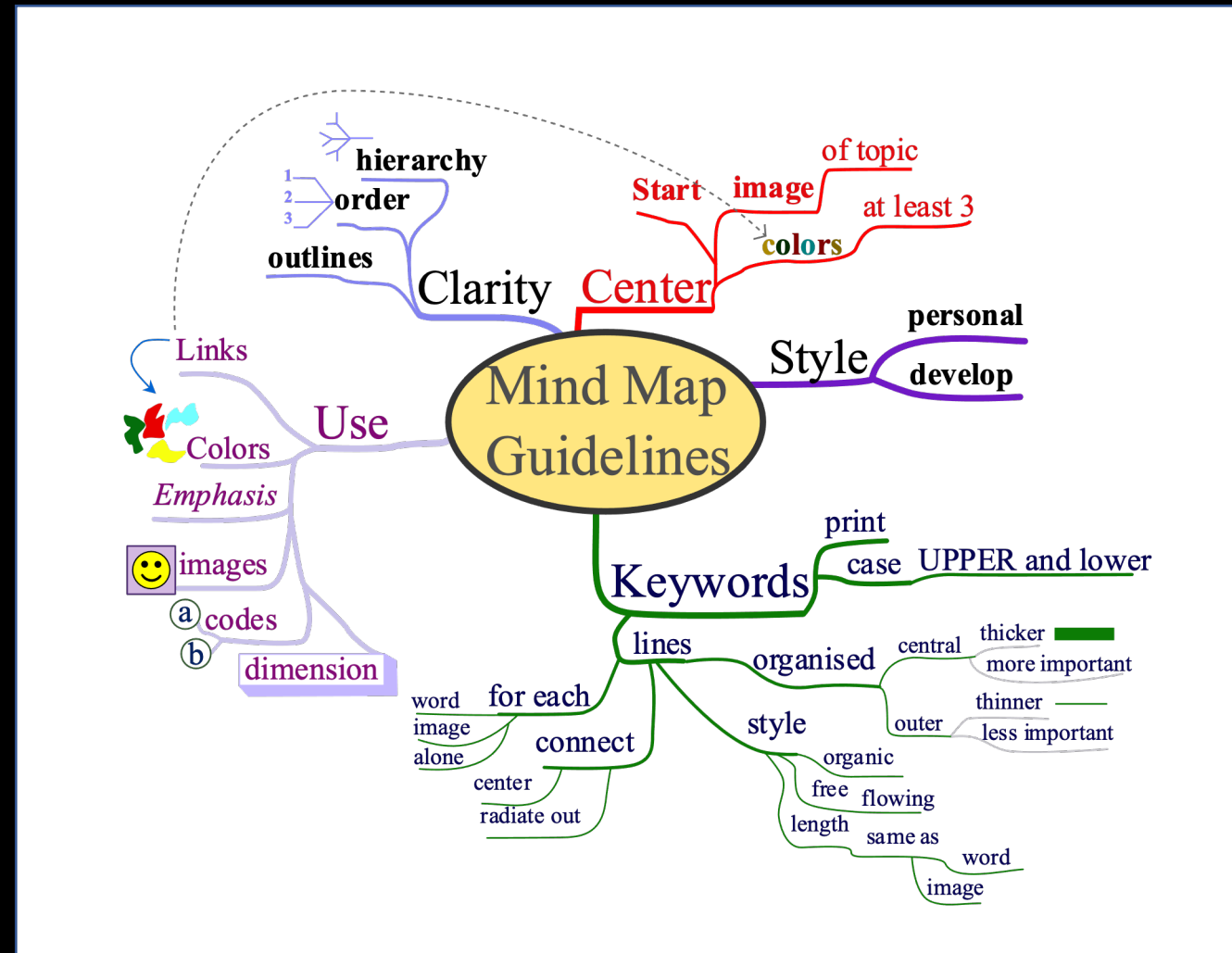
Your personal
research assistant

Zotero is a free, easy-to-use tool to help you
collect, organize, cite, and share research.

Quick Questions about Citations

- What citation style do you use?
- How do you keep track of citations presently? (OR, Tim I have no idea what you're talking about)
- Have you heard of Zotero before?

Mind Map your Research!



Why Zotero?



Mendeley Blog

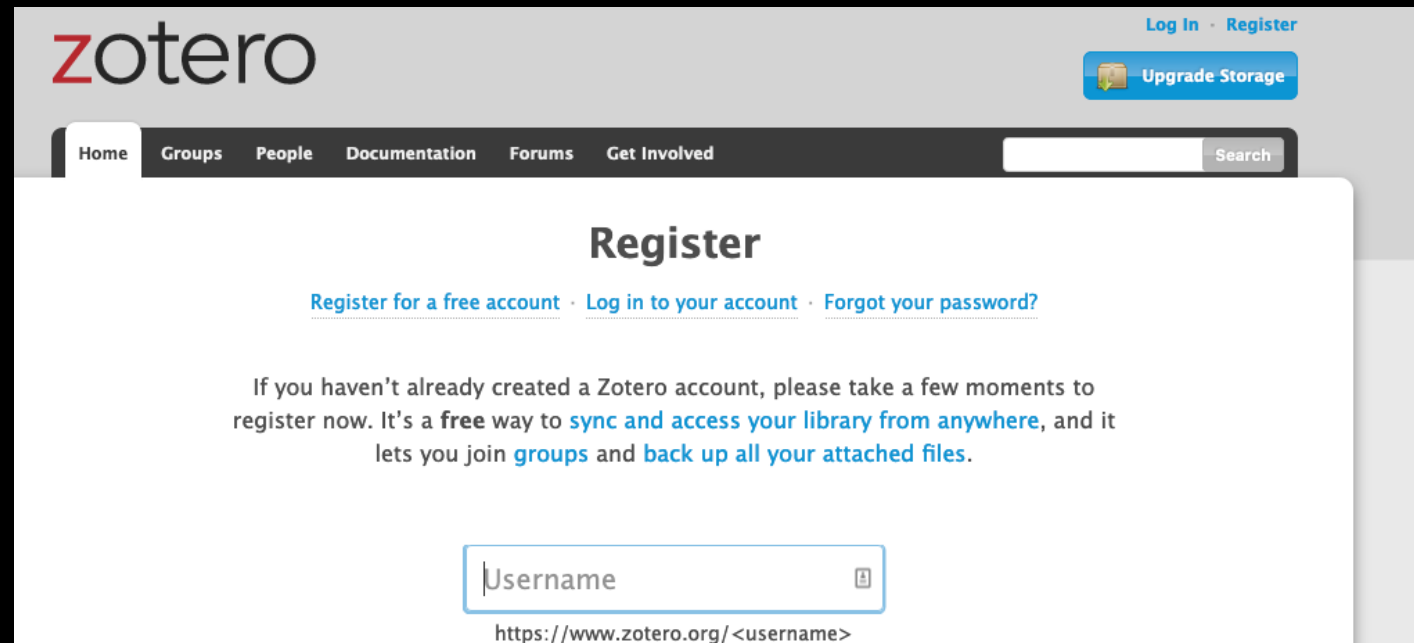
ORGANIZE, SHARE, DISCOVER ACADEMIC KNOWLEDGE

We've listened to our users and are refocusing on what's important to them

© NOVEMBER 9, 2009 | CALVINRANCOM | LEAVE A COMMENT

Setup Zotero

- Free as in beer & speech
- No direct cost to you



The screenshot shows the Zotero website's registration page. At the top left is the 'zotero' logo. In the top right corner, there are links for 'Log In' and 'Register', and a blue button labeled 'Upgrade Storage'. Below the logo is a navigation menu with links for 'Home', 'Groups', 'People', 'Documentation', 'Forums', and 'Get Involved', followed by a search bar. The main content area is titled 'Register' and includes links for 'Register for a free account', 'Log in to your account', and 'Forgot your password?'. A paragraph of text explains the benefits of creating an account, such as syncing and accessing the library from anywhere, and joining groups. Below this text is a text input field for a username, with a placeholder URL 'https://www.zotero.org/<username>' underneath it.

zotero

Log In · Register

Upgrade Storage

Home Groups People Documentation Forums Get Involved Search

Register

[Register for a free account](#) · [Log in to your account](#) · [Forgot your password?](#)

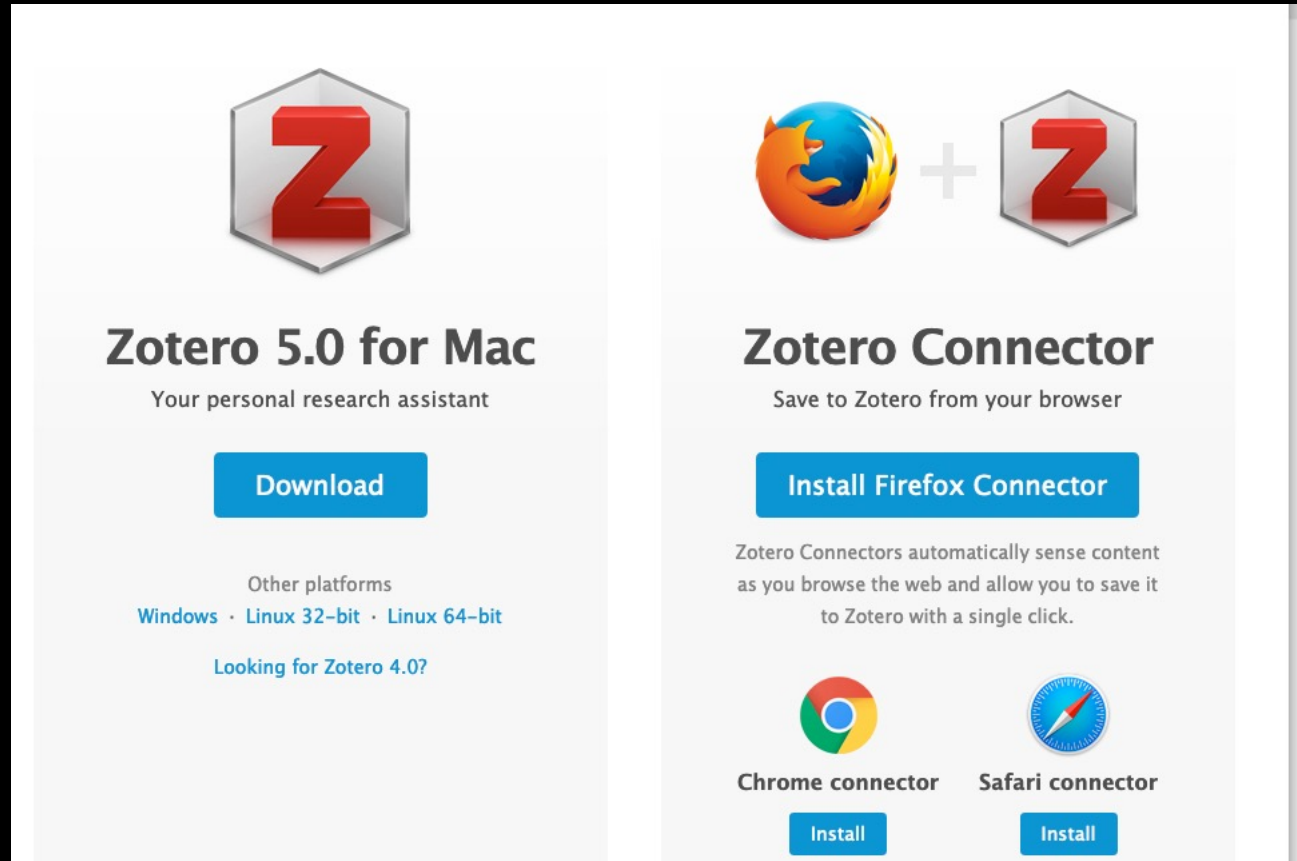
If you haven't already created a Zotero account, please take a few moments to register now. It's a **free** way to [sync and access your library from anywhere](#), and it lets you join [groups](#) and [back up all your attached files](#).

Username


<https://www.zotero.org/<username>>

Setup Zotero

- You'll need 3 pieces
 - Client
 - Connector
 - Processor Plugin



The screenshot displays the Zotero website's download section. On the left, the 'Zotero 5.0 for Mac' section features a large red 'Z' logo in a hexagonal frame, the text 'Zotero 5.0 for Mac' and 'Your personal research assistant', a blue 'Download' button, and links for 'Other platforms' including Windows, Linux 32-bit, and Linux 64-bit. On the right, the 'Zotero Connector' section shows the Firefox logo plus the red 'Z' logo, the text 'Zotero Connector' and 'Save to Zotero from your browser', a blue 'Install Firefox Connector' button, and a paragraph explaining that connectors automatically sense content. Below this, there are two columns: 'Chrome connector' with a Chrome logo and an 'Install' button, and 'Safari connector' with a Safari logo and an 'Install' button.





Zotero 5.0 for Mac

Your personal research assistant

[Download](#)

Other platforms
[Windows](#) · [Linux 32-bit](#) · [Linux 64-bit](#)

[Looking for Zotero 4.0?](#)


 + 


Zotero Connector

Save to Zotero from your browser

[Install Firefox Connector](#)


Zotero Connectors automatically sense content as you browse the web and allow you to save it to Zotero with a single click.

 [Chrome connector](#) [Install](#)

 [Safari connector](#) [Install](#)

Setup Zotero

- You'll need 3 pieces
 - Client
 - Connector
 - Processor Plugin



The screenshot shows two main sections on the Zotero website. The left section is for 'Zotero 5.0 for Mac', featuring the Zotero logo (a red 'Z' in a hexagon) and a blue 'Download' button. Below the button are links for 'Other platforms' including Windows, Linux 32-bit, and Linux 64-bit, and a link for 'Looking for Zotero 4.0?'. The right section is for 'Zotero Connector', featuring the Chrome logo and the Zotero logo with a plus sign between them, and a blue 'Install Chrome Connector' button. Below the button is a description of the connector's functionality and a link for 'Zotero Connectors for other browsers'.

Zotero 5.0 for Mac
Your personal research assistant

[Download](#)

Other platforms
[Windows](#) · [Linux 32-bit](#) · [Linux 64-bit](#)

[Looking for Zotero 4.0?](#)

Zotero Connector
Save to Zotero from your browser

[Install Chrome Connector](#)

Zotero Connectors automatically sense content as you browse the web and allow you to save it to Zotero with a single click.

[Zotero Connectors for other browsers](#)

Setup Zotero

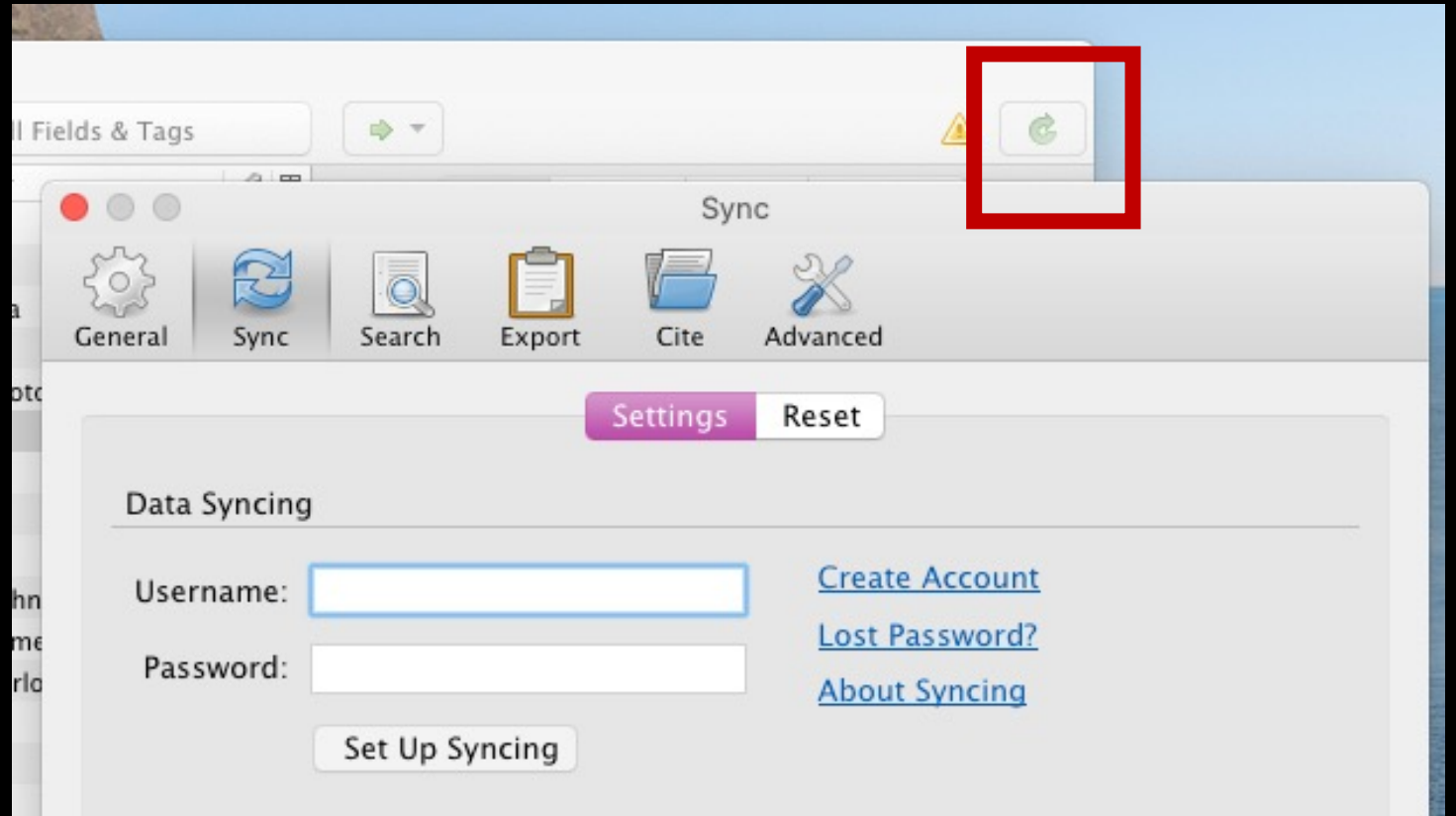
- You'll need 3 pieces
 - Client
 - Connector
 - Processor Plugin



The screenshot shows a web browser window with the address bar displaying https://www.zotero.org/support/word_processor_integration. The page features the Zotero logo at the top, followed by a navigation menu with links for Home, Groups, Documentation (which is active), Forums, and Get Involved. Below the navigation, there is a breadcrumb trail: [start](#) > [word_processor_integration](#). The main heading is "Word Processor Plugins". The text explains that word processor plugins are the most powerful way to automatically generate bibliographies for Microsoft Word, LibreOffice, and Google Docs. It describes how these plugins create dynamic bibliographies that update automatically when changes are made in the Zotero library. A list of links provides further guidance: [Using the Zotero Word Plugin](#), [Using the Zotero LibreOffice Plugin](#), [Using Zotero with Google Docs](#), and [Troubleshooting](#). A final paragraph mentions that [Third-party plugins](#) are also available for other word processors and writing systems.

Setup Zotero

- Start the Client
- Click the green arrow
- Add in your details



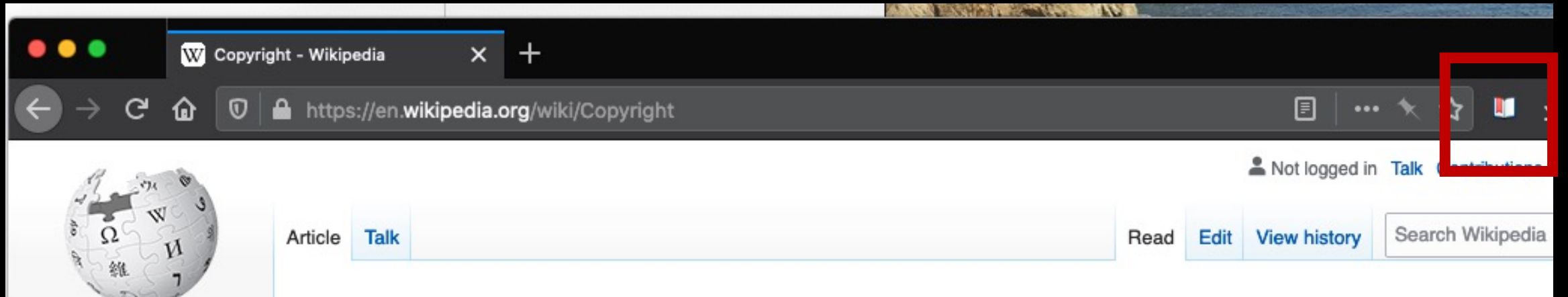
The Three Phases!

- Gathering Research
- Reviewing Research
- Reusing Research

Gathering Research

- Or how do we get stuff into Zotero
 - Manually
 - With 'Magic' numbers
 - Using the Extension

Gathering Research



Gathering Research

The screenshot displays the Zotero application window. The interface is divided into several sections:

- Left Panel (Library Structure):** Shows a tree view under "My Library" with folders for "C Chapter", "Copyright Resources" (selected), "Videos", "My Publications", "Duplicate Items", "Unfiled Items", and "Trash". Below the folders, there are tags: "communities Copyright COSC 1P50" and "facebook privacy".
- Top Bar:** Contains a search bar with the text "All Fields & Tags" and a search icon. To the right is a refresh button.
- Central Table:** A table with columns "Title" and "Creator". It lists three items:

Title	Creator
▶ Copyright	
▶ Facebook's Privacy Trainwreck	Boyd
▶ Five decisions in one day: the Supreme Court of Canada t...	Harding
▶ MEANINGFUL ENGAGEMENT IN FACEBOOK LEARNING ENV...	Jenny WANG et al.
- Right Panel (Item Details):** Shows the "Info" tab for the selected item. It displays:
 - Item Type: Encyclopedia Article
 - Title: Copyright
 - Author (full name): [Redacted]
 - Abstract: Copyright is a type of intellectual property that gives its owner the exclusive right to make copies of a creative work, usually for a limited time. The creative work may be in a literary, artistic, educational, or musical form. Copyright is intended to protect the original expression of an idea in the form of a creative work, but not the idea itself. A copyright is subject to limitations based on public interest considerations, such as the fair use doctrine in the United States. Some jurisdictions require "fixing" copyrighted works in a tangible form.

Gathering Research

The image shows a web browser window with two tabs: 'Copyright - Wikipedia' and 'Ex Libris Discovery - Canadian'. The address bar shows the URL: <https://ocul-bu.primo.exlibrisgroup.com/discovery/fulldisplay?docid=alma991009178119105152&context=L&...>

The main content area displays a book record for 'Canadian copyright' by Haultain, Arnold, 1857-1941, published in 1889. The record includes a book icon, the title 'Canadian copyright', the author 'Haultain, Arnold, 1857-1941.', the year '1889?', and a link 'Available Online >'. A red box highlights the 'EXPORT RIS' button in the 'SEND TO' section.

The 'SEND TO' section includes the following options:

- CITATION
- EMAIL
- PERMALINK
- EXPORT RIS** (highlighted with a red box)
- ENDNOTE
- EASYBIB
- PRINT

On the left side of the page, there is a sidebar with a red header 'omni' and a search bar containing the text 'Canadian'. Below the search bar, there are buttons for 'Modify y' and 'Add res collect'. At the top right of the browser window, there are navigation icons (back, forward, refresh, home, search, star, print, share) and a red box highlights the search, star, and print icons.

Gathering Research

The screenshot shows the Zotero application window. The title bar reads "Zotero". The interface is divided into several sections:

- Left Panel (Library):** A tree view showing "My Library" with subfolders: "C Chapter", "Copyright Resources" (selected), "Videos", "My Publications", "Duplicate Items", "Unfiled Items", and "Trash". Below the tree is a tag cloud with "Canada", "communities", "Copyright", "COSC 1P50", "facebook", and "privacy".
- Top Bar:** Contains icons for adding, deleting, and searching items. A search box is set to "All Fields & Tags".
- Center Panel (Table):** A table with columns "Title" and "Creator".

Title	Creator
Canadian copyright	Haultain
▶ Copyright	
▶ Facebook's Privacy Trainwreck	Boyd
▶ Five decisions in one day: the Supreme Court of Canada t...	Harding
▶ MEANINGFUL ENGAGEMENT IN FACEBOOK LEARNING ENV...	Jenny WANG et al.
- Right Panel (Details):** A tabbed interface with "Info" selected. It displays metadata for the selected item:

Item Type: Book
Title: Canadian copyright
Author: Haultain, Arnold
Abstract:
Series: CIHM/ICMH Digital series = CIHM/ICMH collection numérisée ; no. 56735
Series Number:
Volume:
of Volumes:
Edition:
Place: London [Ont]
Publisher: JSVirtue
Date: 1889
of Pages:
Language: eng
ISBN: 978-0-665-56735-3
Short Title:
URL:
Accessed:

Reviewing Research

- Or what do we do with things once they are in Zotero
 - Tags & Notes
 - Collections
 - PDFs

Reviewing Research

The screenshot shows the Zotero application window. The title bar reads "Zotero". The interface is divided into several sections:

- Top Bar:** Contains a search bar with the text "All Fields & Tags" and a search icon. To the right are navigation icons for home, refresh, and a green arrow.
- Left Panel:** A sidebar titled "My Library" with a tree view showing folders like "C Chapter", "Copyright Resources", "Videos", "My Publications", "Duplicate Items", "Unfiled Items", and "Trash". Below this is a list of tags: "Arduino (Programmable controller)", "C (Computer program language)", "Electronic books", and "Programmable controllers". A search box is at the bottom of the sidebar.
- Table:** A table with columns "Title" and "Creator". The first row is highlighted in purple and contains the text "21st Century C". Other rows include "Beginning C for Arduino learn C programming for the Ar...", "Beginning C from novice to professional", "C programming for the absolute beginner the fun way to ...", "The C programming language", and "The Underhanded C Contest".
- Right Panel:** A panel with tabs "Info", "Notes", "Tags", and "Related". The "Info" tab is active, showing details for the selected item:
 - Item Type: Book
 - Title: 21st Century C
 - Author: (full name)
 - Abstract: Throw out your old ideas of C, and relearn a programming language that's substantially outgrown its origins. With 21st Century C, you'll learn how to dump old habits that made sense on mainframes, and pick up the tools you need to use...
 - Series: [empty]
 - Series Number: [empty]
 - Volume: [empty]
 - # of Volumes: [empty]
 - Edition: [empty]
 - Place: [empty]
 - Publisher: [empty]
 - Date: [empty]
 - # of Pages: [empty]
 - Language: [empty]

Reusing Research

- OR How we can put citations into your papers

Reusing Research



The screenshot shows the Zotero website's documentation page for "Word Processor Plugins". The page is in English, as indicated by the selected language in the translation menu. The navigation bar includes links for Home, Groups, People, Documentation (which is active), Forums, and Get Involved. The breadcrumb trail shows the user is on the "word_processor_integration" page. The main heading is "Word Processor Plugins". The text explains that these plugins allow for automatic generation of bibliographies and in-text citations in Microsoft Word, LibreOffice, and Google Docs. It also provides a list of links to get started with these plugins.

zotero

Home Groups People Documentation Forums Get Involved

[start](#) > [word_processor_integration](#)

Translations of this page: [en](#) [ar](#) [cs](#) [da](#) [de](#) [es](#) [fa](#) [fr](#) [hbs](#) [hu](#) [id](#) [it](#) [ja](#) [ko](#) [nl](#) [pl](#) [pt](#) [ru](#) [sl](#) [sv](#) [tr](#) [zh](#)

Word Processor Plugins

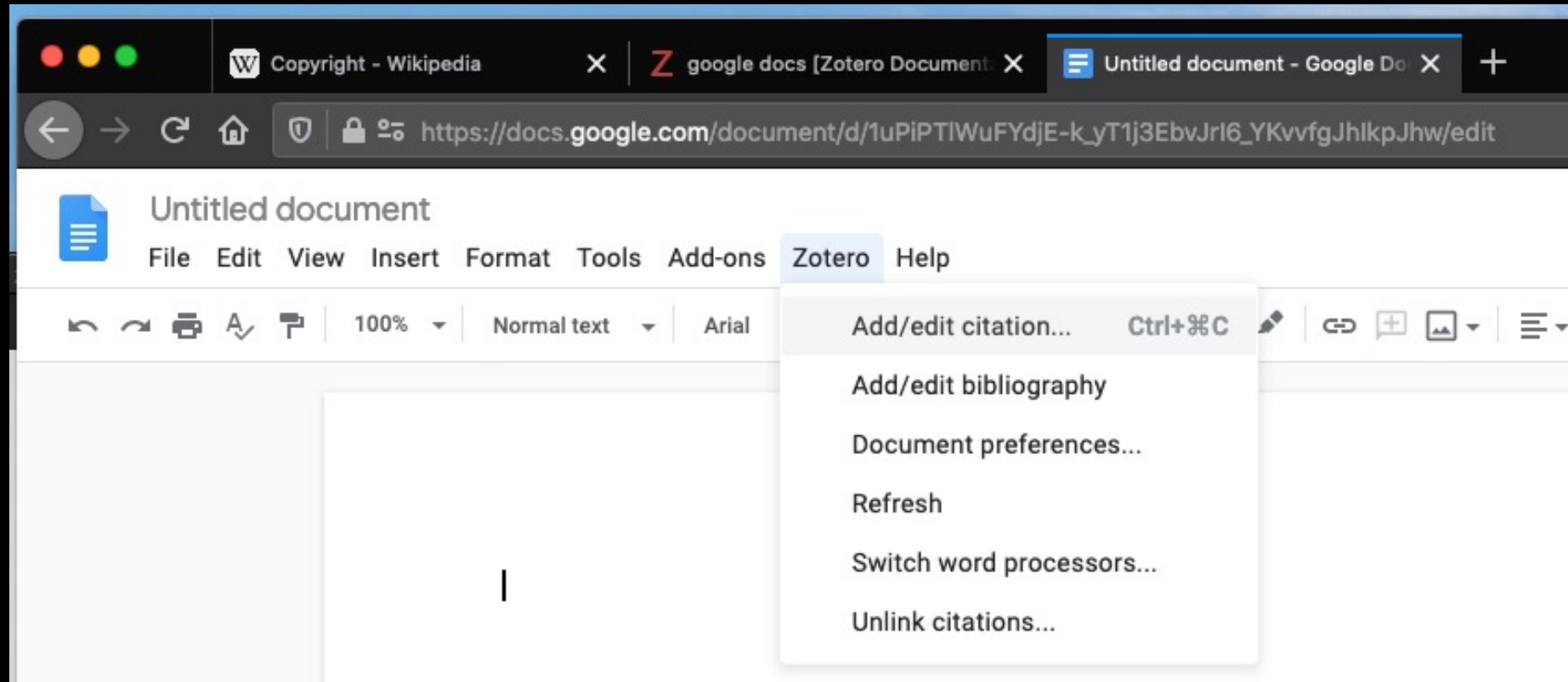
Of the different ways to automatically [generate bibliographies](#) (as well as in-text citations and footnotes), the easy-to-use word processor plugins are the most powerful. These plugins, available for Microsoft Word, LibreOffice, and Google Docs, create dynamic bibliographies: insert a new in-text citation in your manuscript, and the bibliography will be automatically updated to include the cited item. Correct the title of an item in your Zotero library and with a click of a button the change will be incorporated in your documents.

To get started with these plugins, check out the following links:

- [Using the Zotero Word Plugin](#)
- [Using the Zotero LibreOffice Plugin](#)
- [Using Zotero with Google Docs](#)
- [Troubleshooting](#)

[Third-party plugins](#) are also available for integrating Zotero with other word processors and writing systems.

Reusing Research



Reusing Research

Untitled document ☆ 📁 ☁

File Edit View Insert Format Tools Add-ons Zotero Help Last edit was seconds ago

100% Normal text Arial 11 B I U A

Zotero is updating your document.
Please wait...

Copyright is bunk ([Updating](#))

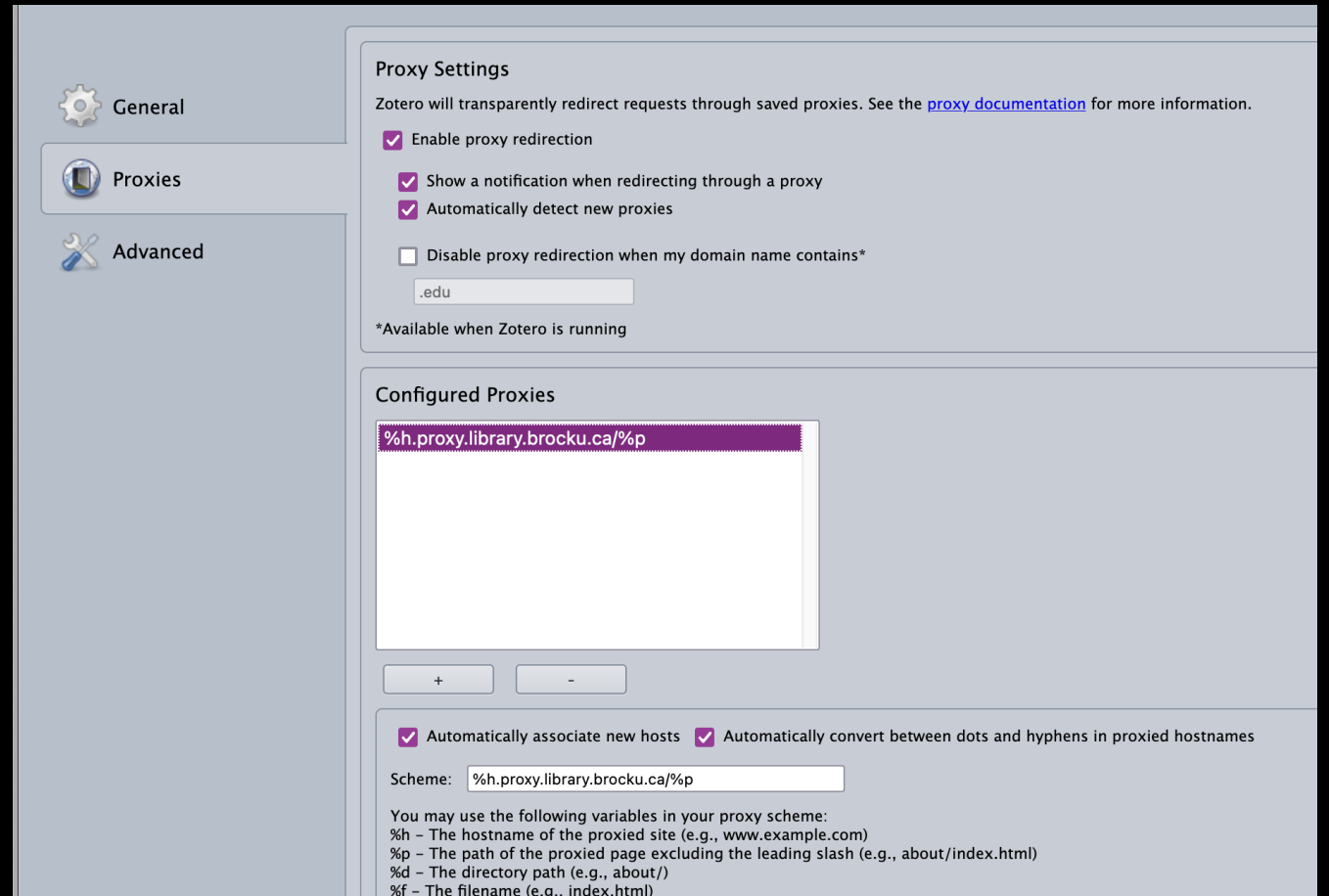
Z haul

My Library

Canadian copyright
Haultain (1889), JSVirtue: London [Ont.

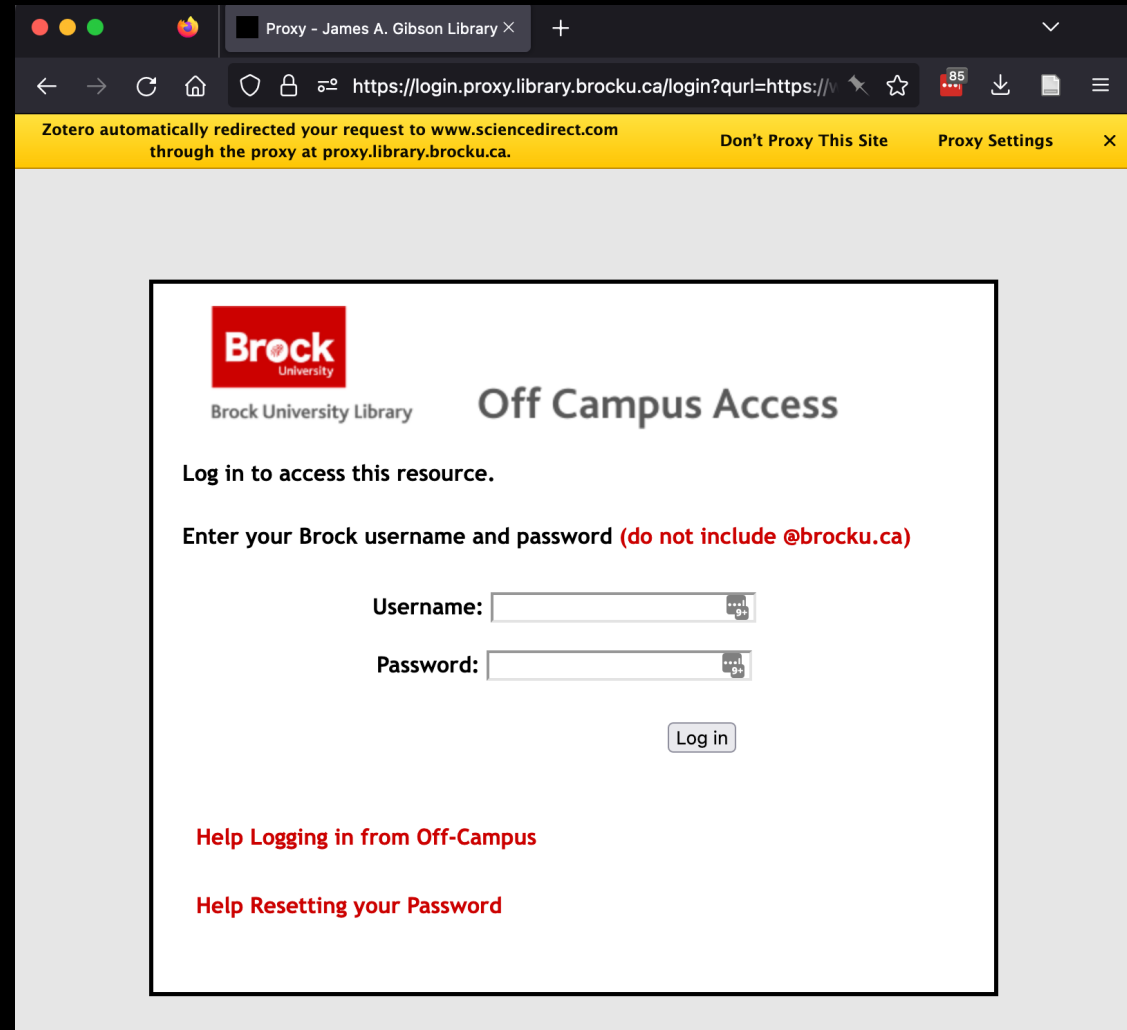
Killer Features

- Working off-site?
 - Extension Settings
 - Zotero
 - Proxies
 - 'Enable proxy redirection'
 - %h.proxy.library.brocku.ca/%p




Killer Features

- Working off-site?
 - Extension Settings
 - Zotero
 - Proxies
 - 'Enable proxy redirection'
 - %h.proxy.library.brocku.ca%p



I don't have time for Zotero right now!

- Need a quick bibliography?
Try zbib.org



Try it yourself?

- Go ahead I'll wait
 - Sign up for Account
 - Download Install
 - Sync
 - Add citation from Wikipedia & tag it
 - Add citation from OMNI & tag it
 - Generate a paper with a citation
 - Email it to dsl@brocku.ca

Thanks!

- To appreciate it you need to try it.
- Start now so it'll follow you during your whole career
- More help at our tutorial: <https://brockdsl.github.io/A-Step-by-Step-Guide-to-Zotero/>